

VBS Island Adventure...Paddle in and join the fun!

by Susan DeMuth



Computer Paper
Great for signs, newsletters and bulletin boards. Make awards and VBS Memory Books! Acid Free

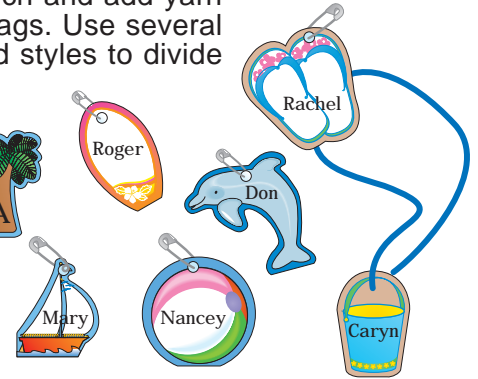
Wave 1	Truth: God is Real	
Wave 2	Truth: Meet God's Son	
Wave 3	Truth: Follow the Way	
Wave 4	Truth: Hear God's Word	
Wave 5	Truth: Live God's Word	

1. Create Signs & Nametags

Laminate, hole punch and add yarn for reusable nametags. Use several designs or assorted styles to divide groups of islanders!




Decorate signs with daily lessons. Adapt to your curriculum.



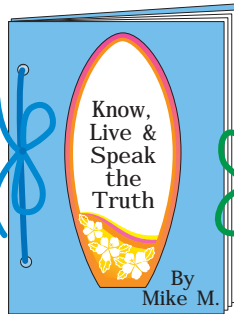
2. Personal Progress Charts

Great for attendance charts or tracking daily progress. Will fit in pocket charts and standard library pockets.



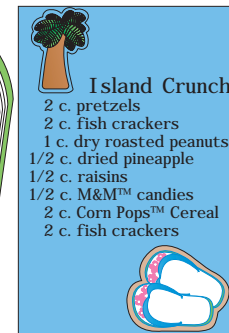
3. Books of Scripture

Make books to record daily lessons. Create mini scrapbooks and record the daily VBS fun!







4. Island Crunch

Turn your favorite trail-mix recipe into an energy snack. Take it on the trail in a reusable plastic bag.




5. Clothes Pattern Book & People Shapes

Copy, color, cut and create a beach party! Quick and easy crafts will tie into an Island theme and lots more... 24 pages of FUN! Explore the possibilities!



6. Puppet Theater... Retell His Story!



Cut a hole in a presentation board and create a theater. Kids can decorate the outside with an Island theme... Blue construction paper water and sand paper beach! Use notepad sheets for quick decorations... Save time making palm trees, surfboards, etc. Retell daily lessons. Quick and Easy Clothes Book has 24 pages of versatile patterns for VBS and Sunday School fun all year long!

7. Bulletin Boards & Welcome Decorations

